

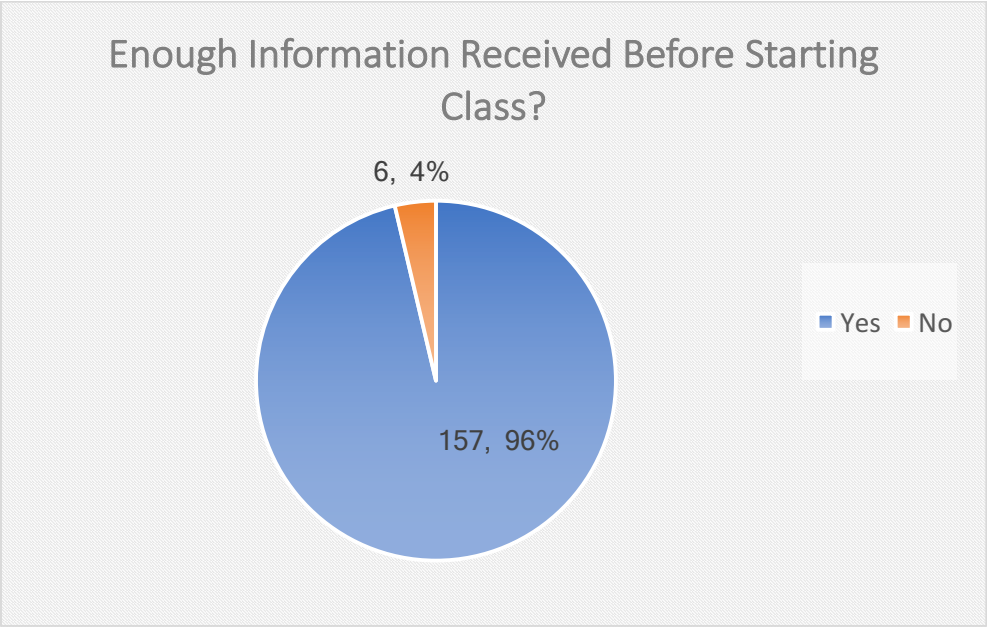
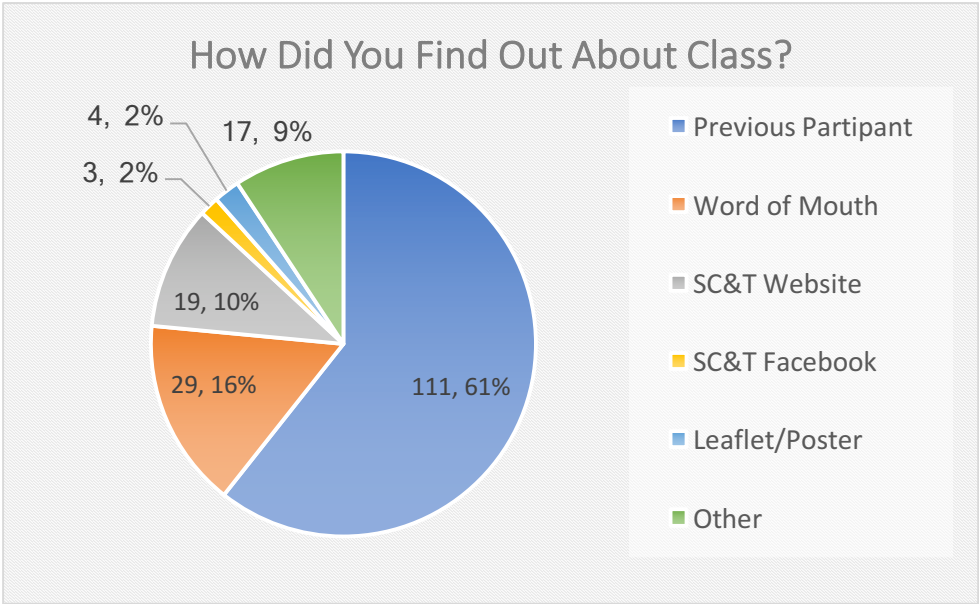
## SC&T 2016 Participants Survey Results

Total Class Participants (in autumn term)	<b>245</b>
Survey Respondents	<b>178</b>

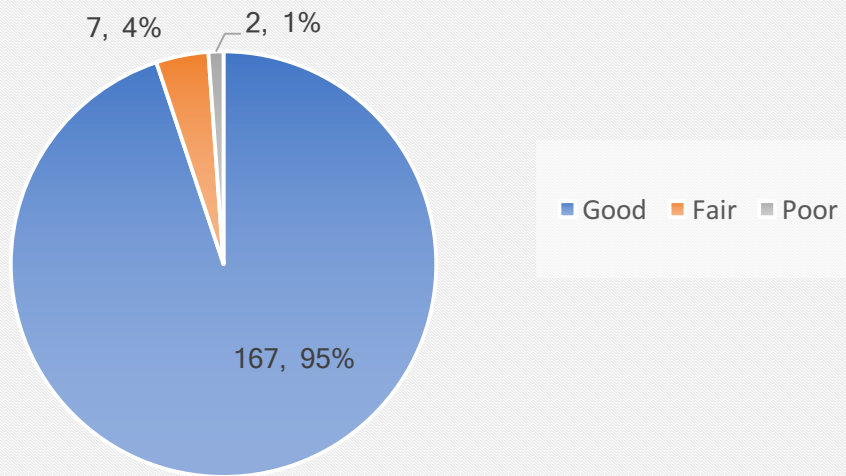
Therefore, approximately **72%** of participants responded.

### Number of responses per class

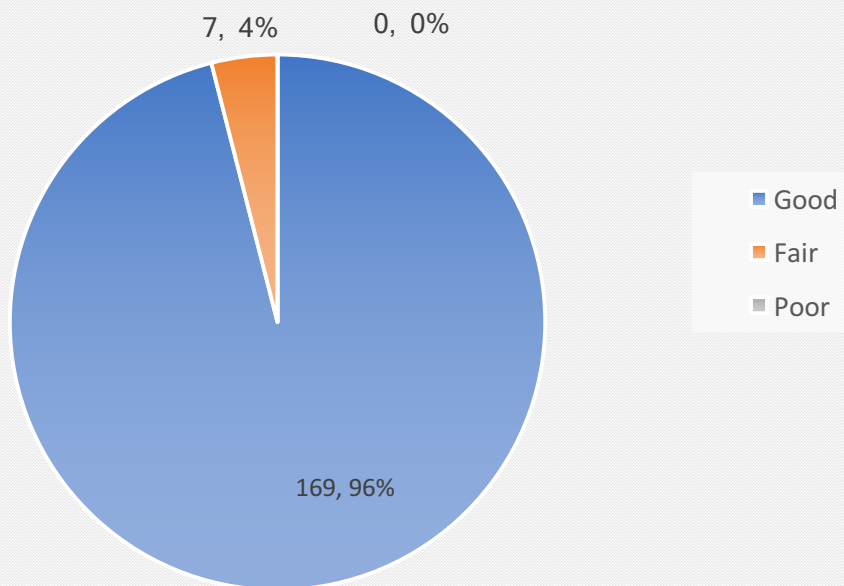
Accordion	2
Band Alchemy	2
Banjo/Mandolin	3
Bodhran	4
Ceilidh Dance 0	5
Ceilidh Dance 1	10
Ceilidh Dance 2/3	15
Choir	17
Clarsach	5
Fiddle 0	5
Fiddle 1	10
Fiddle 2	11
Fiddle 3	5
Fiddle Orchestra	6
Flute	6
Guitar 0	7
Guitar 2/3	5
Harmonica	1
Instrument Performance Group	10
Mandolin	2
Scots Song	6
Session Melody 2	1
Small Pipes	1
Song Writing	1
Step Dance	3
Ukelele 0	8
Ukelele 1	9
Ukelele 2	4
Whistle 0	6
Whistle 1/2	5



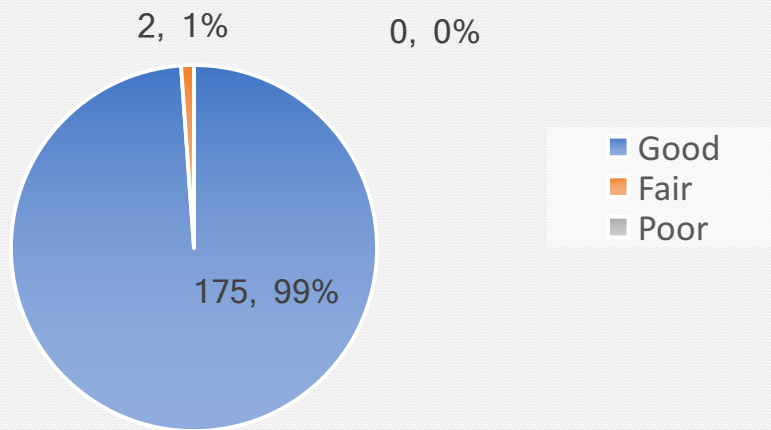
How would you rate your overall experience of SC&T this year?



How would you rate class content?



How would you rate the quality of tuition?



How would you rate the class accommodation?

